


Dell Vostro 1440/1540/1450/1550

Setup And Features Information

About Warnings

 **WARNING:** A WARNING indicates a potential for property damage, personal injury, or death.

Front And Back — Vostro 1440/1450

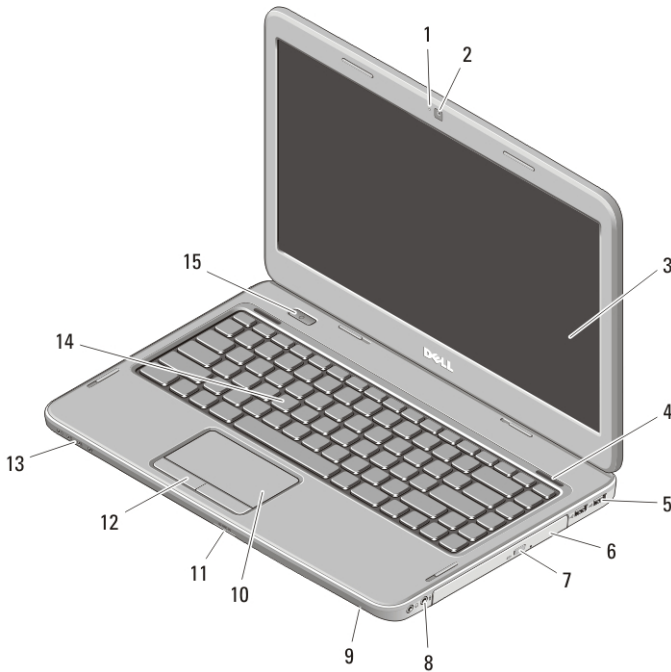


Figure 1. Front View

- | | |
|------------------------|---------------------------|
| 1. camera status light | 4. speakers (2) |
| 2. camera | 5. USB 2.0 connectors (2) |
| 3. display | 6. optical drive |



OR39PJA01

Regulatory Model P22G,P18F
Regulatory Type
P22G001,P22G003,P18F001,P18F002
2011-05

- | | |
|-------------------------------|--------------------------|
| 7. optical drive eject button | 12. touchpad buttons (2) |
| 8. audio connectors | 13. device status lights |
| 9. microphone | 14. keyboard |
| 10. touchpad | 15. power button |
| 11. memory card reader | |

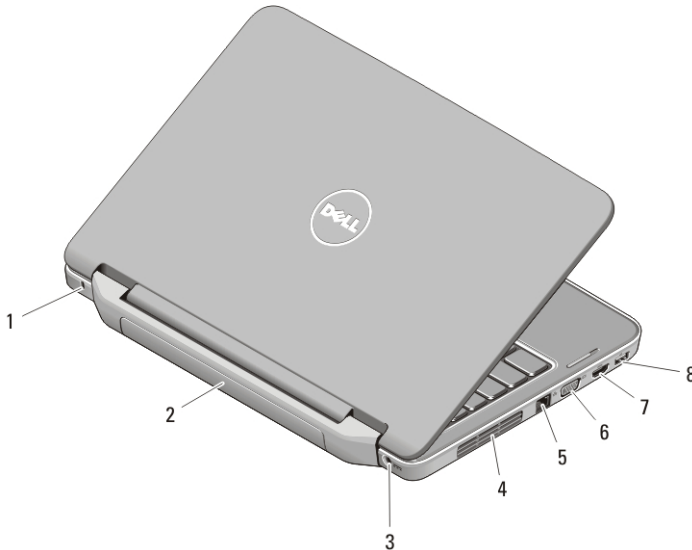


Figure 2. Back View

- | | |
|------------------------|----------------------|
| 1. security cable slot | 5. network connector |
| 2. battery | 6. VGA connector |
| 3. power connector | 7. HDMI connector |
| 4. cooling vents | 8. USB 2.0 connector |



WARNING: Do not block, push objects into, or allow dust to accumulate in the air vents. Do not store your Dell computer in a low-airflow environment, such as a closed briefcase, while it is running. Restricting the airflow can damage the computer or cause a fire. The computer turns on the fan when the computer gets hot. Fan noise is normal and does not indicate a problem with the fan or the computer.

Front And Back – Vostro 1540/1550

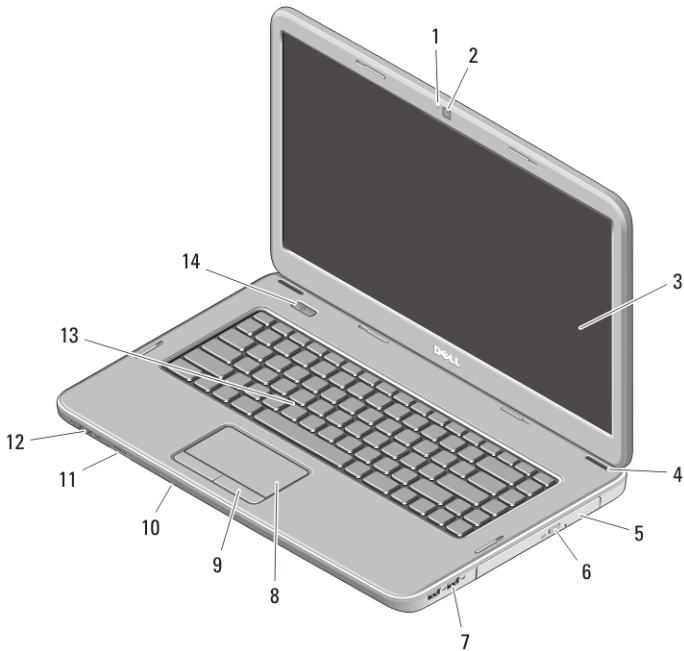


Figure 3. Front View

- | | |
|-------------------------------|--------------------------|
| 1. camera status light | 8. touchpad |
| 2. camera | 9. touchpad buttons (2) |
| 3. display | 10. microphone |
| 4. speakers (2) | 11. memory card reader |
| 5. optical drive | 12. device status lights |
| 6. optical drive eject button | 13. keyboard |
| 7. USB 2.0 connectors (2) | 14. power button |

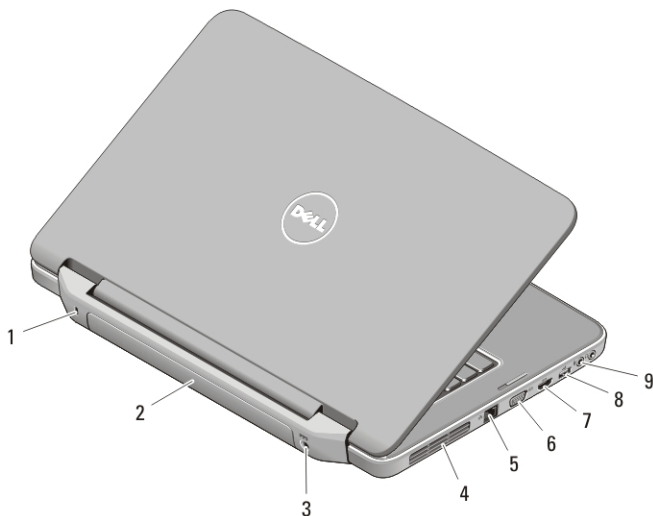


Figure 4. Back View

- | | |
|------------------------|----------------------|
| 1. security cable slot | 6. VGA connector |
| 2. battery | 7. HDMI connector |
| 3. power connector | 8. USB 2.0 connector |
| 4. cooling vents | 9. audio connectors |
| 5. network connector | |

⚠ WARNING: Do not block, push objects into, or allow dust to accumulate in the air vents. Do not store your Dell computer in a low-airflow environment, such as a closed briefcase, while it is running. Restricting the airflow can damage the computer or cause a fire. The computer turns on the fan when the computer gets hot. Fan noise is normal and does not indicate a problem with the fan or the computer.

Quick Setup

⚠ WARNING: Before you begin any of the procedures in this section, read the safety information that shipped with your computer. For additional best practices information, see www.dell.com/regulatory_compliance.

⚠ WARNING: The AC adapter works with electrical outlets worldwide. However, power connectors and power strips vary among countries. Using an incompatible cable or improperly connecting the cable to the power strip or electrical outlet may cause fire or equipment damage.

CAUTION: When you disconnect the AC adapter cable from the computer, grasp the connector, not the cable itself, and pull firmly but gently to avoid damaging the cable. When you wrap the AC adapter cable, ensure that you follow the angle of the connector on the AC adapter to avoid damaging the cable.

NOTE: Some devices may not be included if you did not order them.

1. Connect the AC adapter to the AC adapter connector on the computer and to the electrical outlet.

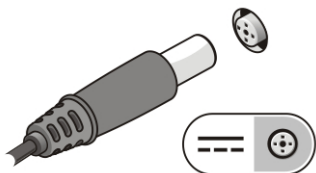


Figure 5. AC Adapter

2. Connect the network cable (optional).

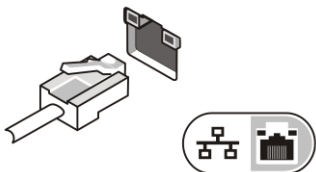


Figure 6. Network Connector

3. Connect USB devices, such as a mouse or keyboard (optional).

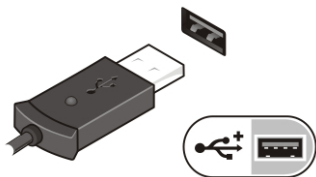



Figure 7. USB Connector


4. Open the computer display and press the power button to turn on the computer.



Figure 8. Power Button

 **NOTE:** It is recommended that you turn on and shut down your computer at least once before you install any cards or connect the computer to a docking device or other external device, such as a printer.

Specifications

 **NOTE:** Offerings may vary by region. The following specifications are only those required by law to ship with your computer. For more information regarding the configuration of your computer, click **Start** → **Help and Support** and select the option to view information about your computer.

System Information

Chipset:

Vostro 1450/Vostro 1550	Intel HM67
Vostro 1440/Vostro 1540	Intel HM57 Express Chipset

Processor:

- Intel Celeron
- Intel Core i3 series
- Intel Core i5 series

Video

Video type integrated on system board

Data bus integrated video

Video controller and memory:

Integrated:

Vostro 1450/Vostro 1550	<ul style="list-style-type: none">• Intel HD Graphics 2000• Intel HD Graphics 3000
-------------------------	---

Vostro 1440/Vostro 1540	Intel HD graphics
-------------------------	-------------------

Discrete:

Vostro 1440	AMD Radeon HD6450M
-------------	--------------------

Vostro 1450	AMD Radeon HD6470M
-------------	--------------------

Memory

Memory connector two SODIMM slots

Memory

Memory capacity	1 GB / 2 GB / 4 GB
Memory type	DDR3, 1333 MHz
Minimum memory	1 GB
Maximum memory	8 GB

Battery

Type	6-cell lithium ion (2.20 Whr)
Dimensions:	
Depth	53.39 mm (2.10 inches)
Height	20.44 mm (0.80 inch)
Width	206.44 mm (8.12 inches)
Weight	0.34 kg (0.75 lb)
Voltage	11.1 V
Temperature range:	
Operating	10 °C to 35 °C (50 °F to 95 °F)
Non-operating	-40 °C to 65 °C (-40 °F to 149 °F)
Coin-cell battery	3 V CR2032 lithium ion

AC Adapter

Type:	
Vostro 1440 / Vostro 1450 / Vostro 1540 / Vostro 1550 with integrated video card	65 W
Vostro 1440 with discrete video card	65 W
Vostro 1450 with discrete video card	90 W
Input voltage	100 VAC to 240 VAC
Input current (maximum)	1.50 A
Input frequency	50 Hz to 60 Hz
Output current:	
65 W	3.34 A (continuous)

AC Adapter

90 W	4.62 A
Rated output voltage	19.50 VDC (+/- 1.0 VDC)
Dimensions:	
Height	28.20 mm (1.11 inches)
Width	57.90 mm (2.28 inches)
Depth	137.16 mm (5.40 inches)
Temperature range:	
Operating	0 °C to 40 °C (32 °F to 104 °F)
Non Operating	-40 °C to 65 °C (-40 °F to 149 °F)

Physical

Vostro 1440 / Vostro 1450:

Height (with a WLED panel)	31.50 mm to 34.70 mm (1.24 inches to 1.36 inches)
Width	342.00 mm (13.46 inches)
Depth	244 mm (9.60 inches)
Weight (Minimum)	2.2 kg (4.85 lb)

Vostro 1540 / Vostro 1550:

Height (with a WLED panel)	31.50 mm to 34.50 mm (1.24 inches to 1.35 inches)
Width	376.00 mm (14.80 inches)
Depth	260 mm (10.23 inches)
Weight (Minimum)	2.37 kg (5.22 lb)

Environmental

Temperature:

Operating	10 °C to 35 °C (50 °F to 95 °F)
Storage	-40 °C to 65 °C (-40 °F to 149 °F)

Relative humidity (maximum):

Operating	10 % to 90 % (noncondensing)
-----------	------------------------------

Environmental

Storage	5 % to 95 % (noncondensing)
Airborne contaminant level	G1 as defined by ISA-71.04-1985

Finding More Information and Resources

See the safety and regulatory documents that shipped with your computer and the regulatory compliance website at www.dell.com/regulatory_compliance for more information on:

- Safety best practices
- Regulatory certification
- Ergonomics

See www.dell.com for additional information on:

- Warranty
- Terms and Conditions (U.S. only)
- End User License Agreement

Information in this publication is subject to change without notice.

© 2011 Dell Inc. All rights reserved.

Reproduction of these materials in any manner whatsoever without the written permission of Dell Inc. is strictly forbidden.

Trademarks used in this text: Dell™, the DELL logo, Dell Precision™, Precision ON™, ExpressCharge™, Latitude™, Latitude ON™, OptiPlex™, Vostro™, and Wi-Fi Catcher™ are trademarks of Dell Inc. Intel®, Pentium®, Xeon®, Core™, Atom™, Centrino®, and Celeron® are registered trademarks or trademarks of Intel Corporation in the U.S. and other countries. AMD® is a registered trademark and AMD Opteron™, AMD Phenom™, AMD Sempron™, AMD Athlon™, ATI Radeon™, and ATI FirePro™ are trademarks of Advanced Micro Devices, Inc. Microsoft®, Windows®, MS-DOS®, Windows Vista®, the Windows Vista start button, and Office Outlook® are either trademarks or registered trademarks of Microsoft Corporation in the United States and/or other countries. Blu-ray Disc™ is a trademark owned by the Blu-ray Disc Association (BDA) and licensed for use on discs and players. The Bluetooth® word mark is a registered trademark and owned by the Bluetooth® SIG, Inc. and any use of such mark by Dell Inc. is under license. Wi-Fi® is a registered trademark of Wireless Ethernet Compatibility Alliance, Inc.

Other trademarks and trade names may be used in this publication to refer to either the entities claiming the marks and names or their products, Dell Inc. disclaims any proprietary interest in trademarks and trade names other than its own.